



JINDAL ADARSH GRAMYA BHARTI

HR. SEC. SCHOOL, KIRODIMAL

NAGAR

SUMMER VACATION HOMEWORK -

INTELLECTUAL

PERSISTENCE

2026

EXCELLENCE

CLASS - VI

CBSE



HOLIDAY HOMEWORK: CLASS 6th ENGLISH




1. CREATIVE WRITING

Complete the story (120-150 words):
"It was a hot afternoon... Suddenly, I heard a loud cry from the backyard..."



2. PARTS OF SPEECH

Pick any two paragraphs from your 'POORVI' book and identify the parts of speech.



3. PROJECT: VOCABULARY SCRAPBOOK

Create a dictionary of 50-60 new words from your lessons, including meanings and sentences.



4. READING PRACTICE

Prepare for the new session. Do reading practice for "A Bottle of Dew," "The Raven and the Fox," and "Rama to the Rescue" from POORVI book.




5. COMIC STRIP

Summarize a lesson (e.g., "A Bottle of Dew") by turning it into a 6-panel comic strip with dialogue bubbles.




6. HOLIDAY JOURNAL

Maintain a daily diary for a fortnight (14 days). Record activities, and enhance it with photos, ticket stubs, or pressed flowers.



Note: Use A4 size paper for your assignments.



ग्रीष्मावकाश कार्य

विषय - हिंदी
कक्षा - 6th

रचनात्मक लेखन

1

आपकी कक्षा के विद्यार्थी "विश्व पुस्तक मेला" देखने जाना चाहते हैं अपने विद्यालय के प्राचार्य से मेले में जाने की अनुमति हेतु पत्र लिखिए।



2

माताजी की अस्वस्थता की सूचना देते हुए पिताजी को पत्र लिखिए।



3

"देश की प्रगति में विद्यार्थियों का योगदान" विषय पर निबंध लिखिए।



4

कहानी लेखन:-
"ईमानदारी का फल" या "एकता में बल" पर कहानी लिखें

अंत में सीख (Moral) जरूर लिखें।



परियोजना कार्य:-

5

कवि परिचय के अंतर्गत
सोहनलाल द्विवेदी के बारे में लिखिए।



कवि परिचय

नोट :- प्रश्न संख्या 4 को A4 साइज पेपर में लिखें।

HOLIDAY HOMEWORK

CLASS - 6TH

SUBJECT - SANSKRIT



प्रश्न


1. पेज क्रमांक- 4,5,6,7,8 और 9 (दीपकम् का) (गुणिताक्षराणि बदामः लिखामः च) पूर्ण करें ?

2. शरीरद्वयानि नामानि लिखत चित्रं सहित ?

3. पत्र-य पुष्पाणि नामानि चित्रं सहितं लिखत ?

4. पत्र-य फलानि नामानि चित्रं सहितं लिखत ?

5. 'राष्ट्रगीतम्' 'वंदेमातरम्' लिखत ?



6. शब्दरूप- संस्कृत मनिका (व्याकरण) में वर्णित (पेज नंबर- 43) में सर्वनाम-शब्द- "असमद" तथा "युष्मद" वो संस्कृत कॉपी में लिखकर याद करें?

7. धातुरूप- पठ तथा नम धातु को पांचों लकार-

1. लटलकार (वर्तमानकाल)
2. लृटलकार (भविष्य काल)
3. लङलकार (भूतकाल)
4. लोटलकार (आज्ञावाचक)
5. विधिलिङ (चाहिए में लिखिए) और याद करिये ?

नोट:-

- प्रश्न क्रमांक- 1 - पुस्तक में करेंगे ।
- प्रश्न क्रमांक- 2 - पेज नंबर- 155- A4 Size Paper में करेंगे ।
- प्रश्न क्रमांक- 5 - A4 Size Paper में करेंगे ।



MATHS HOMEWORK

CLASS - 6th

SUBJECT - MATHS

1 COMPLETE YOUR COPY PROPERLY.



- ★ Write neatly.
- ★ Maintain cleanliness.
- ★ Use proper headings and margins.

2 LEARN THE TABLE (2 TO 20)

TABLES	
2 to 20	
2, 3, 4, 5,	
6, 7, 8, 9, 10,	
11, 12, 13, 14,	
15, 16, 17, 18,	
19, 20	

- ★ Practice daily.
- ★ Write and revise.
- ★ Try oral learning with fun.



3 WRITE 2 MORE TRIANGULAR NUMBERS, SQUARE NUMBERS AND CUBE NUMBERS WITH DIAGRAM THAT IS NOT IN YOUR BOOK.

TRIANGULAR NUMBERS

Write any 2 new triangular numbers.
(Not in book)



10th Triangular Number
= 55



11th Triangular Number
= 66

SQUARE NUMBERS

Write any 2 new square numbers.
(Not in book)



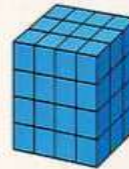
$$6^2 = 36$$



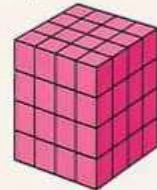
$$7^2 = 49$$

CUBE NUMBERS

Write any 2 new cube numbers.
(Not in book)



$$4^3 = 64$$



$$5^3 = 125$$

4 WRITE THE DEFINITION OF DIFFERENT SHAPES. CUT PICTURES FROM OLD NEWSPAPER OR MAGAZINE OF OBJECT THAT MATCH CIRCLE, SQUARE, TRIANGLE AND PEST THEM UNDER EACH SHAPE HEADING.

CIRCLE

A circle is a round shape. It has no corners or sides.



SQUARE

A square has 4 equal sides and 4 corners.



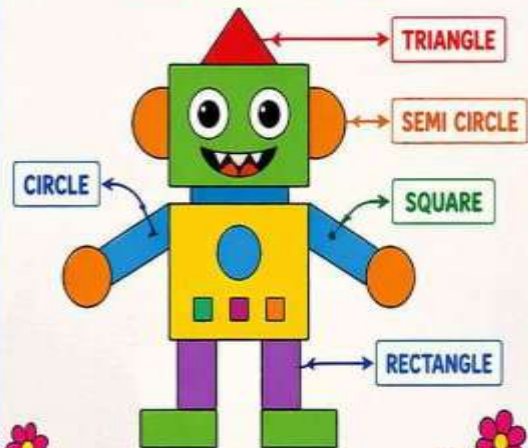
TRIANGLE

A triangle has 3 sides and 3 corners.



(Do it in your Maths copy.)

5 MAKE A MONSTER ANIMAL OR ROBOT USING ONLY CUTOUTS OF BASIC SHAPE. LABEL EACH SHAPE USED.



BE NEAT ★ BE CREATIVE ★ DO YOUR BEST ★ HAVE FUN!



SCIENCE

HOLIDAY HOMEWORK

CLASS 6

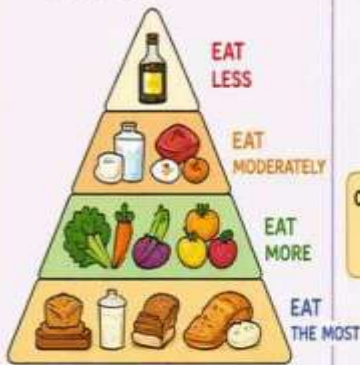
LEARNING PART

- Learn Chapter 3
- Read Chapter 5 and underline hardwords in your book.



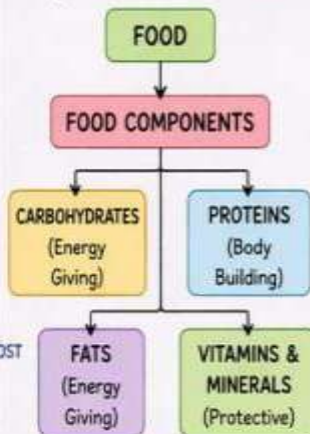
WRITING PART

- Draw a food pyramid on your science notebook.



Stay Healthy, Eat Wisely!

- Make a flowchart of food components in your science notebook.



- Make a chart of Vitamin and mineral their function, sources and deficiency disease in your science notebook from pg no. 44.

Nutrient (Vitamin/Mineral)	Function	Sources	Deficiency Disease



ACTIVITY PART



Make a "Healthy Plate" using colour paper.



Drink plenty of water and stay healthy.



Keep a daily food diary for 3 days.



Do regular exercise and stay active.



Keep your surroundings clean and green.

Be Curious,
Be Creative,
Be a Science Star!

CLASS-6TH

SUBJECT – SOCIAL SCIENCE



PROJECT 1: OCEANS AND CONTINENTS

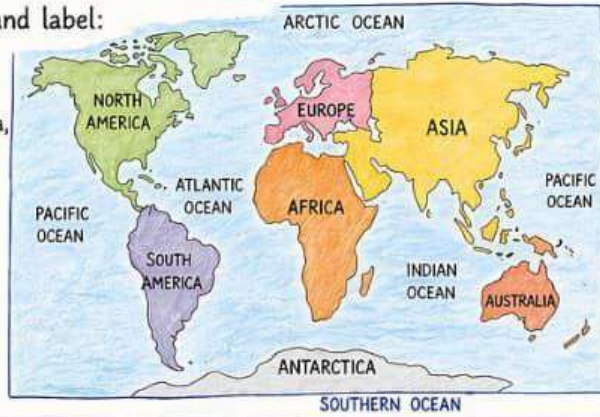
• Draw a world map and label:

7 CONTINENTS

(Asia, Africa, North America, South America, Antarctica, Europe, Australia)

5 OCEANS

(Pacific, Atlantic, Indian, Arctic, Southern)



WRITING WORK

1. Write 5-6 lines on:

• Importance of oceans.

• Importance of continents.

Paste pictures showing:

► Marine life (fish, coral reefs)



► Famous continents (like deserts in Africa, forests in South America)

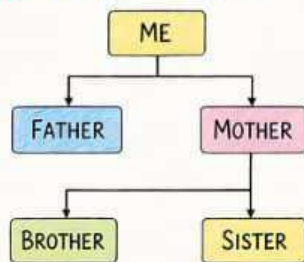


2. Write a short paragraph (5-6 lines) about your family and the community you live in. You can include:

- Members in your family
- What you like about your family
- Your neighbors or people in your community
- How people help each other

PROJECT 2: FAMILY AND COMMUNITY

1. Draw your family tree



2. Paste or draw pictures of:

► Your family members



► Your neighborhood/community



ACTIVITY 1: MAP FUN


1. Make a colorful chart showing:

- Land (continents) in one color
- Water (oceans) in another color
- Highlight which continent you live in (Asia)

- LAND (CONTINENTS)
- WATER (OCEANS)

2. Draw and color:

• Any one ocean scene



• Your dream community



★ NOTE - All homework should be done on notebook only.



SUBJECT- P.E.

Class 6th

Q1. Read the chapter 2 seven stone (page no.4)

Q2. What is the seven stones game?

Q3. How many teams play this game?

Q4. What equipments is required to play this game?

Q5. What are other names of this game?

Q6. What are the benefits of playing this game?

Q7. Draw a picture of the seven stones game or paste picture in your physical education copy and give a name to your team below the picture.

SUBJECT- YOGA

Class 6th

Question 1 - Read the chapter 1 Yoga for daily Life. (page no 113)

Question 2 - Write the benefits of yoga.

Question 3 - Make a diagram in mastery over of senses. (Page no 115 A4 size paper)

